

Fairport Chamber Dashboard

Jan 1, 2016 - Oct 12, 2016

All Users
100.00% Sessions


Visits

12,363
% of Total: 100.00% (12,363)




Pageviews

30,878
% of Total: 100.00% (30,878)




Pages / Visit

2.50
Avg for View: 2.50 (0.00%)




Avg. Visit Duration

00:01:55
Avg for View: 00:01:55 (0.00%)



Bounce Rate

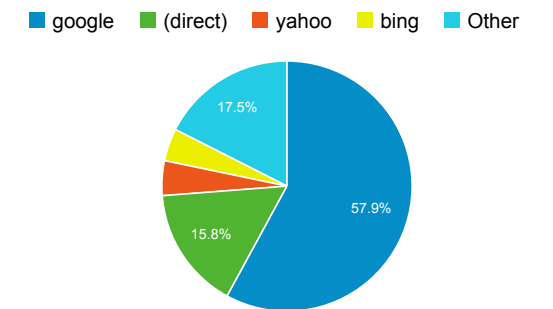
56.05%
Avg for View: 56.05% (0.00%)



Visits By City

City	Sessions	Avg. Session Duration
Fairport	3,757	00:01:50
Rochester	1,772	00:02:26
Brighton	584	00:01:54
Buffalo	403	00:01:00
New York	312	00:01:14
Webster	307	00:02:12
Cheektowaga	250	00:00:50
Pittsford	242	00:04:40
West Henrietta	192	00:08:33
Irondequoit	182	00:02:00

Visits by Source



Campaigns

Source / Medium	Sessions	Bounce Rate
fairport-erpost.com / referral	3	66.67%
penfieldpost.com / referral	3	100.00%

Visits and Avg. Visit Duration by Source / Medium

Source / Medium	Sessions	Avg. Session Duration
google / organic	7,163	00:01:54
(direct) / (none)	1,958	00:01:59
yahoo / organic	555	00:01:33
bing / organic	519	00:01:48
fairportperintonchamber.org / referral	390	00:02:19
democratandchronicle.com / referral	252	00:00:53
linkedin.com / referral	162	00:02:57
fpchamber.org / referral	153	00:01:33
website-analyzer.info / referral	153	00:00:44
m.facebook.com / referral	137	00:00:29

Pageviews by Page

Page	Pageviews
/	4,934
?q=events-list	4,781
?q=event/july-4th-2016-parade-party-park	2,721
?q=event/4th-july-parade	2,458
?q=members	1,304
?q=member/porterhouse	610
?q=user	578
?q=members-all	539
/members-all	537
?q=about	507

Sessions by Device Category

